

BOLEFLOOR 

BOLEFORM 

BOLEDECK 

BOLE CUSTOM

Our signature LiveEdge floorboards,
custom-made furniture and decking




NO TWO ARE ALIKE

Our floors are manufactured in limited editions and are always custom-made. Just like a fingerprint or a retina is unique to each person, so is Bolefloor for each project.

Each Bolefloor is tailor-made per the customer's request and test-assembled at least twice before shipping to ensure the highest quality and a perfect match.

2271332-01-01	2271332-01-02	2271332-01-03	2271332-01-04	2271332-01-05	2271332-01-06	2271332-01-07	2271332-01-08	2271332-01-09	2271332-01-10
2271332-02-01	2271332-02-02	2271332-02-03	2271332-02-04	2271332-02-05	2271332-02-06	2271332-02-07	2271332-02-08	2271332-02-09	2271332-02-10
2271332-03-01	2271332-03-02	2271332-03-03	2271332-03-04	2271332-03-05	2271332-03-06	2271332-03-07	2271332-03-08	2271332-03-09	2271332-03-10
2271332-04-01	2271332-04-02	2271332-04-03	2271332-04-04	2271332-04-05	2271332-04-06	2271332-04-07	2271332-04-08	2271332-04-09	2271332-04-10
2271332-05-01	2271332-05-02	2271332-05-03	2271332-05-04	2271332-05-05	2271332-05-06	2271332-05-07	2271332-05-08	2271332-05-09	2271332-05-10
2271332-06-01	2271332-06-02	2271332-06-03	2271332-06-04	2271332-06-05	2271332-06-06	2271332-06-07	2271332-06-08	2271332-06-09	2271332-06-10
2271332-07-01	2271332-07-02	2271332-07-03	2271332-07-04	2271332-07-05	2271332-07-06	2271332-07-07	2271332-07-08	2271332-07-09	2271332-07-10
2271332-08-01	2271332-08-02	2271332-08-03	2271332-08-04	2271332-08-05	2271332-08-06	2271332-08-07	2271332-08-08	2271332-08-09	2271332-08-10
2271332-09-01	2271332-09-02	2271332-09-03	2271332-09-04	2271332-09-05	2271332-09-06	2271332-09-07	2271332-09-08	2271332-09-09	2271332-09-10
2271332-10-01	2271332-10-02	2271332-10-03	2271332-10-04	2271332-10-05	2271332-10-06	2271332-10-07	2271332-10-08	2271332-10-09	2271332-10-10

Installation plan example




MORE FLOORS PER FOREST

Bolefloor is the world's first manufactured, naturally curved, hardwood flooring that follows a tree's natural growth. Our LiveEdge process manages and tracks each board from its raw lumber stage through final installation. Our technology allows us to preserve the natural curves of the wood, thus utilizing every tree maximally and giving a unique look to every floor.

14 | 15

A small ecological footprint and a natural look are achieved by processing every board individually with unique, software-guided, advanced woodworking machinery. Bolefloor's optimization technology means conservation of natural resources. Not only is the surface aesthetically appealing, but Bolefloor's innovations allow for more floors per forest.



 BOLEFLOOR



Life is not a straight line®






PICK A STYLE, ANY STYLE

It's not only about the curves. Picking the right wood, the right grade and even how it looks with finish creates endless variety.

Bollefloor comes in numerous wood species and various quality grades. Combining this with a myriad of finishing techniques and your ideas will make your floor even more unique.



BOLEFLOOR IS AVAILABLE IN



Oak
Select, Natural, Rustic



Walnut
Natural



Ash
Select, Natural



*Cherry
Natural



*Thermo Ash
Natural

* Available by special order

QUALITY GRADING



Select
No sapwood or dark knots.
Healthy knots and "cat paw"
present.



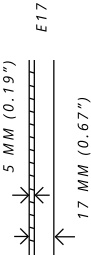
Natural
Sapwood and small dark
knots present, as well as
healthy knots and "cat paw".



Rustic
Sapwood, dark knots and
filled cracks up to 2 mm
(0.079") in width can be
present.

ENGINEERED BOLEFLOOR E17

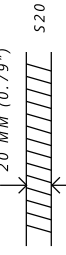




E17
 Core layer: Baltic birch plywood
 Overall thickness: 17 mm (0.67")
 Length: 500–2950 mm (20"–110")
 Width: ca. 100–450 mm (4"–17.7")
 Wear layer thickness: 5 mm (0.19")
 Core layer thickness: 12 mm (0.47")
 Overall weight up to: 11.8 kg/m²
 (2.42 lbs/sqft)

SOLID BOLEFLOOR S20





S20
 Overall thickness: 20 mm (0.79")
 Length: 500–2950 mm (20"–110")
 Width: ca. 100–350 mm (4"–14")
 Overall weight up to: 13.8 kg/m²
 (2.83 lbs/sqft)

BEVELS

Bolefloor is manufactured with 1.5 mm (0.059") bevels on the long edges and 1 mm (0.04") on the short edges for natural looks. Upon request bevels can be ordered in 0 mm, 1 mm (0.04") and 2 mm (0.079"). Flooring ordered without bevels will be delivered as unfinished and has to be sanded at the jobsite prior to finishing.



Boards with 1.5 mm (0.059") bevels on long edges and no bevels on short edges.



Boards with 1.5 mm (0.059") bevels on long edges and 1 mm (0.04") on short edges.



TECHNICAL CHARACTERISTICS

Exclusive flooring demands for exclusive finishing designed to meet the vision of the client. Factory finishing and individual color development available with oils and lacquers.

Unfinished flooring should be lightly sanded with 150 grit paper after installation for better oil or lacquer performance.

Bolearfloor is strongly recommended to be installed glued down. The floor should be re-oiled once after installation for better durability. All Bolefloor products are connected using the tongue and groove method.

The technical specification of the product conforms to the requirements and contains the product compliance description pursuant to the EN 14342 standard.

Bole hereby confirms that the floorboards comply with the Construction Products Regulation 305/2011/EU.

Thermal conductivity: 0.15–0.17 W/mK

Fire resistance class: D_{fl} – S1

Formaldehyde emission: E1

SPECIAL ORDERS

When circumstances require, engineered Bolefloor can be produced in special thicknesses of 14 mm (0.55") and 20 mm (0.79").

Please contact us for more technical details regarding product finishing and installation.



UNIQUE ACCENTS TO MATCH AND COMPLEMENT YOUR INTERIOR

Our LiveEdge technology lets the natural curves of the wood shine on almost any surface and allows you to create subtle accents, like a matching table or walls – your ideas, your choices, your possibilities.

Please contact us for a quote and technical details.



BOLEFORM LIVE-EDGE TABLE

Boleform LiveEdge tables are always tailor-made and one of a kind. It is the perfect combination of a wooden tabletop with modern glass legs creating a functional and tasteful solution for any interior. The boards of the tabletop follow the natural growth of a tree, thus creating a unique and exclusive design suitable for the dining room as well as an office.

Boleform tables are available in variety of tabletop measurements with an additional choice between wood species – Oak with Walnut inlay or Walnut with Maple inlay. The tables are finished with lacquer.

Tabletops are available with or without glass legs. Feel free to contact us to find a unique solution just for you.

Available tabletop measurements:

- 1000 x 1500 mm (40" x 59")
- 1000 x 2000 mm (40" x 79")
- 1000 x 2500 mm (40" x 99")
- 1200 x 3000 mm (47" x 118")
- 1300 x 3500 mm (51" x 138")

Tabletop thickness: ca. 56 mm (2.2")

Table height: ca. 766 mm (30")

For more information and technical details please contact our sales team.








BOLEDECK

YOU DON'T STAY INSIDE, WHY SHOULD YOUR FLOORS

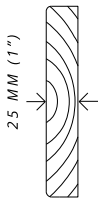
Boledeck allows you to extend your interior onto the deck or any outdoor surface, seamlessly bringing out what is inside with 25 mm (1") thick decking boards. Boledeck boards are prefinished at the factory to make installation quick and easy. For maximum durability, the decking should be re-oiled after installation.

Robinia is a hardwood highly valued for its durability and rot-resistance, which is why it is becoming more and more popular in outdoor construction. Its naturally antibacterial and antifungal properties protect the wood from parasites while its density gives the boards sturdiness. Being one of the few extremely durable woods that do not belong to the rainforests, producing Boledecks from Robinia helps to keep our planet's lungs unharmed, too.

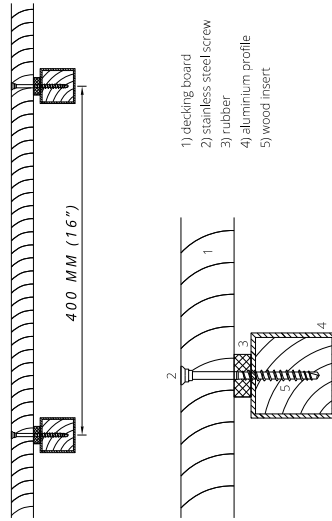


BOLEDECK

Overall thickness: 25 mm (1")
 Board length: 500-2950 mm (20"-10')
 Board width: ca. 100-250 mm (4"-10')
 Overall weight up to: 16 kg/m² (3.28 lbs/sqft)



BOLE SUGGESTED DECK CONNECTION TO SUBFRAME



TECHNICAL CHARACTERISTICS

Solid Robinia (Black Locust), kept in air-dry conditions with humidity approximately 12-18%.

Edges: Tongue and groove connection in shorter ends, longer sides without grooves with pencil round R3 mm top edge.

Finishing: Boledeck is available in 6 different color options visible in the Colors section. There is an additional choice between sanded and brushed surface.

Boledeck application: A non-repeating pattern of indefinite amount of boards covers all areas seamlessly with every piece of the deck being unique and designed to fit perfectly with the next. The short ends of the boards are connected with S-connection allowing for less screws per connection. The short ends of the boards can also be designed with a straight connection. As our indoor floors, Boledeck boards will be designed according to a pre-measured area plan with an addition of joist position indication. The boards' end joints will be designed to match joist positions, however a 400 mm (16") joist center-to-center step is suggested. A plan provided with merchandise will ensure a simplified installation.


Installation: For better performance, screw-down installation is strongly recommended together with our sub-construction to assure better durability of your beautiful Boledeck. Hidden fasteners are also available on request.


Suggested gap between board rows: 6 mm (1/4")

Ecological characteristics:

Overall weight: ca. 16 kg/m² (3.28 lbs/sqft)
 Fire resistance class: D_{fl} - S1
 Average dried weight: 770 kg/m³ (48 lbs/cft)
 Janka hardness: 7560 N (1,700 lb)
 Natural durability against fungi: class 1-2 – very durable to durable (EN 350-2)
 Natural durability against termites: class D – durable (EN 350-2)

Please contact us for more technical details regarding decking parameters and installation options.







REFERENCES

We have been creating unique designs for both homes and commercial spaces for ten years now.

38 | 39

Here is a look at how some of our designs have been used to give you inspiration for your own ideas. The sky is the limit.


Hotel Nira Montana
Italy


Oak Rustic, Natural oil



Private house
Estonia

Oak Rustic, Natural oil









Soneva Luxury Resort
Maldives

Ash Select, Natural oil




Soneva Luxury Resort
Maldives

Oak Natural, Natural oil




Skagen store
United Kingdom

Oak Natural, custom finish



Flinders Cafe
The Netherlands
Oak Rustic, Natural oil






Private apartment
Estonia

Oak Natural, custom finish



Hotel Kaisergarten
Germany

Oak Natural, Natural oil



Private residence
United States


Walnut Natural, Natural oil


Project Designer: Fox-Nahem
Peter Murdock Photography

Private house
The Netherlands

Walnut Natural, Natural oil

Baltussen Parket






Villa Tres Marias
Mexico

Thermo Ash Natural,
Natural oil

Design home
Mexico

Oak Natural, Natural oil





Private apartment
Barcelona, Spain
Oak Natural, custom finish
Honesty Designed Interiors
Lilya Koschcheeva
Maria Stepanova

Private apartment
Mexico

Ash Natural, custom finish





Private apartment
Estonia

Oak Rustic, custom finish

Private residence
Italy

Oak Rustic, Natural oil

