



Revo Tile™

REAL BEAUTY. REAL PORCELAIN. REAL FAST.

BY  dalTile®





WHAT IF...

What if tile was less of a mess to install and tile spacers & lippage concerns were a thing of the past?

What if you could install tile directly over your existing floor and you could have the beauty & performance of **real** tile – with the speed and ease of installing a simple floating floor? All with the security of a limited **lifetime warranty**.

THAT WOULD CHANGE
EVERYTHING.





A **REVOLUTION** IN TILE *FROM THE LEADER IN LUXURY.*

For more than 70 years, DalTile has been the premier manufacturer of tile in the industry. Our wide range of products – in all styles and designs – has made us experts in the porcelain tile category. And it has also made us the **only one who can revolutionize it.**

INTRODUCING REVOTILE™.

This true floating floor is made with real porcelain tile in ultra-realistic wood, stone, marble, and concrete looks.

RevoTile features ClicFit™ Technology, a unique locking system derived from the Uniclic® profile, the groundbreaking technology developed by the leader in locking systems and our parent company, Mohawk Industries, ensuring the ultimate quality and performance in design.

It's beautiful. It's durable. And it installs over twice as fast as traditional tile.

HARBOR GREY

REVOLUTIONARY *PATENTED* PORCELAIN TILE INSTALLS

OVER 2X

IN JUST **3 EASY** STEPS!



1

PLACE UNDERLAYMENT
WITH **RAPIDPREP™** – NO MORTAR REQUIRED



2

CLICK TILES TOGETHER
EVEN GROUT SEAMS – NO SPACERS NEEDED



3

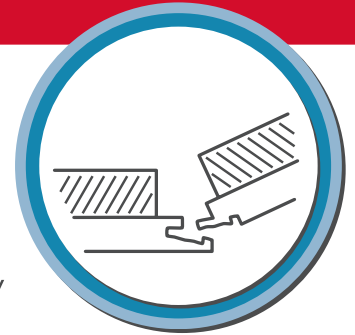
GROUT IMMEDIATELY
WITH **RAPIDGROUT™** – NO WAIT TIME



FASTER*



FEATURING
CLIC-FIT™
Technology



- **NO MORTAR, NO MESS**
- **EASY TO CUT** – JUST SCORE & SNAP
- **INSTALL AND GROUT THE SAME DAY** – NO RETURN TRIP
- **EASY TO REMOVE** FOR REPAIR
- **CONSISTENT ALIGNMENT & NO LIPPAGE**, WITHOUT SPACERS
- **WORKS OVER UNDERFLOOR HEATING SYSTEMS**
- **SIMPLY TEAR OUT TO UPDATE**
- **PERFECT FOR SECOND STORY FLOORS** – **REDUCED SOUND TRANSMISSION**
- **NO ACCLIMATION REQUIRED***

PLUS!

INSTALL DIRECTLY OVER MOST FLOORS LIKE EXISTING TILE, HARDWOOD, LAMINATE, VCT AND VINYL.

* When compared to installing 300 sq. ft., 6 x 24 porcelain tile with a three-man crew using typical trade installation practices and tools, and a three-hour rapid dry mortar cure.

* Does not require acclimation if stored and installed in non-freezing temperatures. See installation instructions for full details.



MAXIMUM DURABILITY

FROM THE ORIGINAL **WATERPROOF** FLOOR





CARRARA WHITE



LOVE

BEAUTY OF **REAL** PORCELAIN TILE UNMATCHED **DURABILITY**



SLIP RESISTANT

Tile rated at a 0.42 DCOF or greater when wet will help keep your feet firmly planted on the ground.



WATERPROOF

Spills and puddles are no match for porcelain tile; even if they sit for awhile your floors are impervious to liquid.



STAINPROOF

Because of its low porosity, porcelain does not stain. Even coffee, wine and the muddiest messes cannot touch it.



DENTPROOF

With innate durability and exceptional strength, dents and dings are no longer a worry.

PLUS – REVOTILE FEATURES AN EVEN **GREATER BREAKING STRENGTH AND HIGHER IMPACT RESISTANCE** COMPARED TO TRADITIONAL TILE.



SCRATCH-RESISTANT

Naturally scratch-resistant, tile continues to look good even after years of heavy traffic.



FIRE-RESISTANT

Noncombustible, tile will not burn, melt or give off toxic fumes when it is exposed to fire.



SIMPLICLEAN™

All tile is easy to clean with a broom, vacuum or wet mop.




For warranty details, visit daltile.com.

LIMITED LIFETIME RESIDENTIAL WARRANTY


RAPIDPREP™ Underlayment and **RAPIDGROUT™** are required for installation to comply with warranty.

Visit the Why Tile page at daltile.com for a complete list of qualifications and exclusions.

TOASTED PECAN RV76



MAPLEWOOD RV77





WHITEWASH RV78




FRENCH PRESS RV80




GROUT CHART KEY

-  TOP - COORDINATING
-  MIDDLE - LIGHT
-  BOTTOM - DARK


SIZES

			Grout Joint	Thickness	Sq. Ft./ Carton	Pieces/ Carton
	6 x 36 Floor Tile	(5-7/8" x 35-3/8") (15.00 cm x 89.80 cm)	1/8"	1/2"	10.15	7


DRIFTWOOD RV81




PROVENCE BROWN RV82



DARK WALNUT RV83



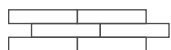
HARBOR GREY RV84



INSTALLATION – 6 x 36 WOOD LOOK

Pattern Recommendation*

Floor 6 x 36: 33% Offset



Shade Variation


High (V3)
(RV80, RV81, RV82, RV83 & RV84)

Random (V4)
(RV76, RV77 & RV78)


* Straight grid installation is not approved for RevoTile.

For general RevoTile specifications, turn to page 16.

PERSPECTIVE GREY RV70




SPICED WALNUT RV72




MISSION ELM RV73




GOLDENHURST RV71






TOASTED BROWN RV74




ANTIQUITY WHITE RV75



GROUT CHART KEY

-  TOP - COORDINATING
-  MIDDLE - LIGHT
-  BOTTOM - DARK

SIZES

	Grout Joint	Thickness	Sq. Ft./Carton	Pieces/Carton
 6 x 24 Floor Tile▼ (6-3/16" x 23-7/8") (15.66 cm x 60.60 cm)	3/16"	7/16"	10.20	10

INSTALLATION - 6 x 24 WOOD LOOK

Pattern Recommendation*

Floor 6 x 24: 33% Offset / 50% Offset




Shade Variation




▼ Wood Look * Straight grid installation is not approved for RevoTile.

For general RevoTile specifications, turn to page 16.


CARRARA WHITE RV50




EXQUISITE GREY RV51




ENCHANTING MARBLE RV52



CALACATTA MARVEL RV53



SIZES

			Grout Joint	Thickness	Sq. Ft./ Carton	Pieces/ Carton
	12 x 24 Floor Tile*	(11-3/4" x 23-1/2") (29.86 cm x 59.74 cm)	1/8"	1/2"	9.60	5

INSTALLATION – 12 x 24 MARBLE LOOK

Pattern Recommendation*

Floor 12 x 24: 33% Offset / 50% Offset



Shade Variation




* Marble Look * Straight grid installation is not approved for RevoTile.

For general RevoTile specifications, turn to page 16.


TOWER WHITE RV60




GRAPHITE RV61






HEARTHSTONE RV62




SAND DOLLAR RV63



GROUT CHART KEY

-  TOP – COORDINATING
-  MIDDLE – LIGHT
-  BOTTOM – DARK


SIZES

			Grout Joint	Thickness	Sq. Ft./Carton	Pieces/Carton
	12 x 24 Floor Tile*	(11-3/4" x 23-1/2") (29.86 cm x 59.74 cm)	1/8"	1/2"	9.60	5

* Stone & Concrete Look

For general RevoTile specifications, turn to page 16.

BRUSHED GREY RV64



SHAKER BEIGE RV65




LENOX GREY RV66



CONCRETE LOOK

12 x 24 CLICK FLOOR TILE

POWER GREY RV90



INSTALLATION – 12 x 24 STONE & CONCRETE LOOK

Pattern Recommendation*

Floor 12 x 24: 33% Offset / 50% Offset



Shade Variation



* Straight grid installation is not approved for RevoTile.

For general RevoTile specifications, turn to page 16.

REAL TILE. **REALLY** EASY TO INSTALL.

Take out the guess work with these approved accessories!



For more information and installation instructions, visit: daltile.com/RevoTile

RAPIDPREP™ UNDERLAYMENT⁺

RAPIDPREP Underlayment acts as a barrier, providing shock absorption and support to the entire floor. It's easy to install with a fast, simple fanfold design.

- Cuts Easily With A Utility Knife
- Reduces Transmission Sounds In The Room Below
- Added Water Barrier Protection

RAPIDGROUT™⁺

RAPIDGROUT is a premium, pre-mixed water-based flexible grout offering the ultimate in color accuracy, water resistance, stain and crack protection.

- Superior Stain Resistance
- Installs Up To 50% Faster Than Traditional Grouts
- Never Needs To Be Sealed
- Water-Tight Performance
- Consistent Color From Pail To Pail
- Antimicrobial Protection



* REQUIRED FOR INSTALLATION TO COMPLY WITH WARRANTY.

CLIC-FIT™ INSTALL KIT



The install kit provides all the tools you need for a seamless installation.

RevoTile Mallet



The perfect tool to pair with your ClicFit™ Install Kit to make installation a breeze.

F.A.S.T.™ UNDERLAYMENT TAPE



Foil Aluminum Sealing Tape Approved For Use On RapidPrep™ Underlayment.

PERFORMANCE CHARACTERISTICS

Dimensions	1.5 mm – 3.9 ft x 25.7 ft
Moisture Protection	< 0.18 pounds / 24 hr / 1,000 sq.ft.
Transmission Sound Insulation	IIC – 64 / STC – 63 / DELTA 21*
Thermal Insulation	R-Value 6.6 per inch
Smoothing	1 mm
Compression Strength	> 65 PSI
Safety	Odorless, non-toxic
Underfloor Heating	Compatible

* Tested with 6 x 24 Click Floor Tile on 6" Slab with Drop Ceiling.

COVERAGE CHART (SQ. FT.) 9 LB. UNIT

TILE SIZE	JOINT WIDTH	
	1/8"	3/16"
1" x 1" x 1/4"	16	–
2" x 2" x 1/4"	32	–
3" x 6" x 5/16"	53	36
4" x 4" x 5/16"	53	36
4 1/4" x 4 1/4" x 5/16"	54	36
4" x 8" x 1/2"	47	32
6" x 6" x 1/2"	47	32
8" x 8" x 3/8"	84	56
12" x 12" x 3/8"	126	84
13" x 13" x 3/8"	137	91
16" x 16" x 3/8"	168	112
18" x 18" x 3/8"	189	126
6" x 24" x 5/16"	119	80
6" x 36" x 5/16"	127	86
12" x 24" x 5/16"	197	132
24" x 24" x 3/8"	253	168

Average coverage per container - coverage will vary based on tile size, joint width. Not all products listed are available with ClicFit™ technology.

RevoTile™

REAL BEAUTY. REAL PORCELAIN. REAL FAST.

BY **daltile**

NOTES

Since there are variations in all fired ceramic and natural products, tile and trim supplied for your particular installation may not match samples. Final confirmation should be made from actual tiles and trim prior to installation. Manufactured in accordance with ANSI A137.1 standards.

Not for use on ramps. Water, oil, grease, improper drainage and certain footwear can create slippery conditions. Floor applications expected to be exposed to these conditions require extra caution in product selection.

For additional information refer to "Factors to Consider" at: daltile.com/Factors.

Special consideration needs to be given when installing RevoTile. Please refer to daltile.com/revotile/revotile-tools for more information and official installation instructions.

For more information, visit daltile.com.



- PRE-CONSUMER RECYCLED MATERIALS***
- MADE IN THE U.S.A. WITH IMPORTED MATERIAL**
- TRU-EDGE™****
- REVEAL IMAGING®**

All or select items within this series meet the requirements for these qualifications. For more information, visit daltile.com.

* Tile component only
** 12 x 24 & 6 x 36 sizes only



For warranty details, visit daltile.com.

RAPIDPREP™ Underlayment and **RAPIDGROUT™** are required for installation to comply with warranty.

APPLICATIONS

	Target DCOF Wet	Suitable
Dry & Level – Interior Floor	N/A	✓
Wet & Level – Interior Floor	≥ 0.42	✓
Shower Floors (Residential or Light Commercial)	≥ 0.42	
Exterior Floor Applications (including pool decking & other wet areas with minimal footwear)	≥ 0.60	
Ramps & Inclines	≥ 0.65	
Walls/Backsplashes	N/A	
Countertops	N/A	
Pool Linings	N/A	

A DCOF value of ≥0.42 is the standard for tiles specified for level interior spaces expected to be walked upon when wet, as stated in ANSI A137.1-A326.3. For more information about DCOF and the DCOF AcuTest™, visit daltile.com/DCOF.

PERFORMANCE CHARACTERISTICS

	ASTM#	Result
Water Absorption	C373	< 0.5%
Breaking Strength	C648	> 475 lbs
Scratch Hardness	MOHS	8.0
Chemical Resistance	C650	Resistant

RevoTile features greater breaking strength and impact resistance than conventional porcelain tile. For additional information on test results, visit us at: daltile.com/information/TestResults.

DURABILITY

Floor Surface Wear Resistance

1 Residential Bathrooms	③ All Residential / Light Commercial
2 All Residential Areas	4 All Residential / Commercial

ACCESSORIES

For best results and warranty compliance, use of approved underlayment and grout are required. Available wherever RevoTile is sold. See installation instructions for more information.



BE PART OF THE **TILE REVOLUTION.**



The Benefit: A revolutionary new flooring solution with the performance of porcelain tile, without the pitfalls of a time-consuming, messy install or limited access to qualified installers.

- Full Package Program – Protected by a Lifetime Warranty
- Select Access to Patented Technology Design
- Execute More Jobs in Less Time



The Benefit: An expanded installer base to utilize seasoned floating floor installers with the opportunity for tile experts to install jobs over twice as fast as traditional tile.

- Minimal Tools / Equipment – Less Mess
- Install Over Most Existing Floors
- Finish the Job in **1 Day**



The Benefit: Faster installation with an expanded installer base for keeping projects on time and under budget.

- Standard Leveling Requirements (3/16" Over 10 ft / 1/16" Over 1 ft)
- Install Over Gypsum/Concrete (or Most Other Existing Hard Surfaces)
- Stocked Inventory Nationwide From The Industry's Largest Tile Distribution Network




The Benefit: Less downtime tearing out and prepping for new tile with this light commercial rated floor, designed to last – but built to accommodate an ever changing world.

- Greater Impact Resistance and Breaking Strength
- Easy to Take Out for Repair or Updating
- LEED Contributing Project Solution



The Benefit: Stylish designs in the most desired looks, paired with the perfect accessories to make shopping for floors drama-free.

- DIY Friendly for the Avid Home Improvement Fanatic
- Ultimate Performance and Beauty for a Lifetime
- Premium Installed Product at the Same Cost as Base Grade Tile or Premium LVT



BE PART OF THE **TILE REVOLUTION.**

7834 C.F. Hawn Freeway
Dallas, Texas 75217 | 1.800.933.TILE

LEARN MORE AT [DALTILE.COM/REVOTILE](https://daltilo.com/revotile).

 **daltilo**[®]

©2020 DalTile (3/20) REVOBRO01