



Revo Tile™

REAL BEAUTY. REAL PORCELAIN. REAL FAST.

BY  daltile®

Revo=Tile™

REAL BEAUTY. REAL PORCELAIN. REAL FAST.

BY  daltile

REVOLUTIONARY

NEW PORCELAIN TILE INSTALLS

OVER 2X FASTER*

WITH **CLIC=FIT™** Technology

INSTALL IN 3 EASY STEPS...

1 PLACE

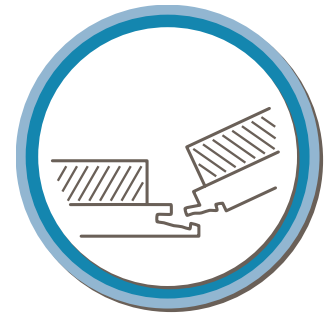
PLACE UNDERLAYMENT
NO MORTAR REQUIRED

2 CLICK

CLICK TILES TOGETHER

3 GROUT

GROUT IMMEDIATELY,
NO WAIT TIME



FEATURING

CLIC=FIT™
Technology

LOVE

 BEAUTY OF **REAL** PORCELAIN TILE
UNMATCHED **DURABILITY**

MAXIMUM DURABILITY
FROM THE ORIGINAL **WATERPROOF** FLOOR

- NO MORTAR, **NO MESS**
- JUST **CLICK** TILE TOGETHER
- INSTALL & GROUT THE **SAME DAY** – NO RETURN TRIP
- **EASY TO REMOVE** FOR REPAIR
- **CONSISTENT ALIGNMENT & NO LIPPAGE**
- **INSTALLS OVER** MANY EXISTING FLOORING SURFACES
- SIMPLE TEAR-OUT TO **UPDATE**
- PERFECT FOR SECOND STORY FLOORS – **REDUCED SOUND TRANSMISSION**
- **NO ACCLIMATION** REQUIRED*



SLIP RESISTANT



WATERPROOF



STAINPROOF



DENTPROOF



SCRATCH-RESISTANT



FIRE-RESISTANT



SIMPLICLEAN™

Visit the Why Tile page at www.daltile.com for a complete list of qualifications and exclusions.

*When compared to installing 300 sq ft., 6 x 24 porcelain tile with a three-man crew using typical trade installation practices and tools, and a 3 hour rapid dry mortar cure.
*Does not require acclimation if stored and installed in non-freezing temperatures. See installation instructions for full details.

WOOD LOOK

6 x 36 CLICK FLOOR TILE



TOASTED PECAN
RV76



MAPLEWOOD
RV77



WHITEWASH
RV78



FRENCH PRESS
RV80



DRIFTWOOD
RV81



PROVENCE
BROWN RV82



DARK WALNUT
RV83



HARBOR GREY
RV84


6 x 24 CLICK FLOOR TILE



PERSPECTIVE
GREY RV70



GOLDENHURST
RV71



SPICED WALNUT
RV72



MISSION ELM
RV73



TOASTED
BROWN RV74



ANTIQUITY
WHITE RV75

STONE LOOK

12 x 24 CLICK FLOOR TILE



TOWER WHITE
RV60



GRAPHITE
RV61



HEARTHSTONE
RV62



SAND DOLLAR
RV63



BRUSHED GREY
RV64



SHAKER BEIGE
RV65



LENOX GREY
RV66

REAL TILE. REALLY EASY TO INSTALL.

Take out the guess work with these approved accessories!

- 1 RAPIDPREP™ UNDERLAYMENT+**
THE PERFECT SUPPORT FOR YOUR FLOOR.

- 2 CLIC-FIT™ INSTALL KIT**
ALL THE TOOLS YOU NEED TO CLICK YOUR TILE TOGETHER.

- 3 RAPIDGROUT™ +**
A FLEXIBLE, SINGLE-COMPONENT GROUT DESIGNED FOR TILE WITH CLICFIT TECHNOLOGY.

* REQUIRED FOR INSTALLATION TO COMPLY WITH WARRANTY.


RAPIDGROUT* SELECTIONS:



ULTRA
WHITE D152



DOVETAIL
D196



METROPOLITAN
D195



COASTAL
GRAY D160



HIGHLAND
PEARL D145



WHISPER
BEIGE D189



SAND
DUNE D197



BRIARWOOD
D199




PEWTER
BROWN D283




GREY
MIST D198

MARBLE LOOK

12 x 24 CLICK FLOOR TILE



CARRARA WHITE
RV50



EXQUISITE GREY
RV51




ENCHANTING
MARBLE RV52



CALACATTA
MARVEL RV53

CONCRETE LOOK




12 x 24 CLICK FLOOR TILE



POWER GREY
RV90



SIZES

			Grout Joint	Thickness	Sq. Ft./ Carton	Pieces/ Carton
	6 x 36 Floor Tile▼	(5-7/8" x 35-3/8") (15.00 cm x 89.80 cm)	1/8"	1/2"	10.15	7
	6 x 24 Floor Tile▼	(6-3/16" x 23-7/8") (15.66 cm x 60.60 cm)	3/16"	7/16"	10.20	10
	12 x 24 Floor Tile*	(11-3/4" x 23-1/2") (29.86 cm x 59.74 cm)	1/8"	1/2"	9.60	5

▼ Wood Look | + Marble, Stone & Concrete Look

APPLICATIONS

	Target DCOF wet	Suitable
Dry & Level – Interior Floor	N/A	✓
Wet & Level – Interior Floor	≥ 0.42	✓
Shower Floors (Residential or Light Commercial)	≥ 0.42	
Exterior Floor Applications (including pool decking & other wet areas with minimal footwear)	≥ 0.60	
Ramps & Inclines	≥ 0.65	
Walls/Backsplashes	N/A	
Countertops	N/A	
Pool Linings	N/A	

A DCOF value of ≥0.42 is the standard for tiles specified for level interior spaces expected to be walked upon when wet, as stated in ANSI A137.1-A326.3. For more information about DCOF and the DCOF AcuTest™, visit daltile.com/DCOF.

PERFORMANCE CHARACTERISTICS

	ASTM#	Result
Water Absorption	C373	< 0.5%
Breaking Strength	C648	> 475 lbs
Scratch Hardness	MOHS	8.0
Chemical Resistance	C650	Resistant

RevoTile features greater breaking strength and impact resistance than conventional porcelain tile.

For additional information on test results, visit us at: daltile.com/information/TestResults.

DURABILITY

Floor Surface Wear Resistance

1 Residential Bathrooms	③ All Residential / Light Commercial
2 All Residential Areas	4 All Residential / Commercial

ACCESSORIES

For best results and warranty compliance, use of approved underlayment and grout are required. Available wherever RevoTile is sold. See installation instructions for more information.



For warranty details, visit daltile.com.






* Tile component only

INSTALLATION – 6 x 24 WOOD LOOK

Pattern Recommendation*	Shade Variation
Floor 6 x 24: 33% Offset / 50% Offset 	 High (V3)


* Straight grid installation is not approved for RevoTile.

INSTALLATION – 6 x 36 WOOD LOOK

Pattern Recommendation*	Shade Variation
Floor 6 x 36: 33% Offset 	 High (V3) (RV80, RV81, RV82, RV83 & RV84)
	 Random (V4) (RV76, RV77 & RV78)

* Straight grid installation is not approved for RevoTile.

INSTALLATION – 12 x 24 MARBLE, STONE & CONCRETE LOOK

Pattern Recommendation*	Shade Variation
Floor 12 x 24: 33% Offset / 50% Offset 	 High (V3)

* Straight grid installation is not approved for RevoTile.

NOTES

Since there are variations in all fired ceramic and natural products, tile and trim supplied for your particular installation may not match actual samples. Final confirmation should be made from actual tiles and trim prior to installation. Manufactured in accordance with ANSI A137.1 standards.

Not for use on ramps. Water, oil, grease, improper drainage and certain footwear can create slippery conditions. Floor applications expected to be exposed to these conditions require extra caution in product selection.

For additional information refer to "Factors to Consider" at: daltile.com/Factors.

Special consideration needs to be given when installing tiles greater than 15 inches. Please refer to daltile.com/LargeTiles for more information.

For more information, visit daltile.com.



All or select items within this series meet the requirements for these qualifications. For more information, visit daltile.com.

* Tile component only

** 12 x 24 size only

7834 C.F. Hawn Freeway
Dallas, Texas 75217 | 1.800.933.TILE

To view the complete collection of Daltile® products and information, visit our website at daltile.com.



IMAGINE WHAT'S POSSIBLE™

©2020 Daltile (6/20)