



FLOOR

**SEASON WOOD™**  
COLORBODY™ PORCELAIN

 **daltile®**  
IMAGINE WHAT'S POSSIBLE™





Cover and above photos feature Season Wood™ Orchard Grey 6 x 48 and 8 x 48 on the floor.

## Create a Truly Unique Reclaimed Wood Look with the Durability of a Porcelain Tile

Solve the ultimate dilemma with this superbly detailed ColorBody™ Porcelain tile with a natural weathered wood design. Unlike hardwood, Season Wood by Daltile allows you to have the warm natural look of wood flooring in any space. Whether the project is commercial or residential, this high-end wood styling will provide long-lasting endurance where wood would not.

- **TREND-SETTING STYLE**
  - Stylish large planks provide an opportunity for distinctive designs in both commercial and residential spaces
  - Minimal grout seams complemented with natural visual and texture give Season Wood a true hardwood feel
- **DISTINCTIVE VISUALS & NEUTRAL COLORS**
  - The color palette, along with two distinctive visuals, allows Season Wood to integrate into any look and application naturally
- **EASY CARE**
  - Less maintenance and easier to clean than traditional hardwood floors
  - Perfect for any space where water or high-foot traffic is a concern

 **PRE-CONSUMER RECYCLED MATERIALS**

 **MADE IN THE U.S.A.**

 **REVEAL IMAGING®**

 **TRU-EDGE**

All or select items within this series meet the requirements for these qualifications. For more information visit [daltile.com](http://daltile.com).

 **CERTIFIED PORCELAIN™ TILE**  
0.4% or less water absorption

### USAGE

Floors      Walls      Countertops

**F**      **W**      **C**



WEATHERED



ORCHARD GREY SW01



AUTUMN WOOD SW03



REDWOOD GROVE SW04

NATIVE



WINTER SPRUCE SW02







SNOW PINE SW05

# SEASON WOOD™

COLORBODY™ PORCELAIN

## SIZES

			Thickness	Sq. Ft./ Carton	Pieces/ Carton
	24 x 48 Floor Tile	(23-3/8" x 46-7/8") (59.44 cm x 119.30 cm)	3/8"	15.26	2
	12 x 48 Floor Tile	(11-5/8" x 46-7/8") (29.65 cm x 119.30 cm)	3/8"	11.40	3
	8 x 48 Floor Tile	(7-3/4" x 46-7/8") (19.71 cm x 119.30 cm)	3/8"	15.12	6
	6 x 48 Floor Tile	(5-3/4" x 46-7/8") (14.71 cm x 119.30 cm)	3/8"	15.12	8

## APPLICATIONS




	Target DCOF wet	Suitable
Dry & Level – Interior Floor	N/A	✓
Wet & Level – Interior Floor	≥ 0.42	✓
Shower Floors (Residential or Light Commercial)	≥ 0.42	
Exterior Floor Applications (including pool decking & other wet areas with minimal footwear)	≥ 0.60	
Ramps & Inclines	≥ 0.65	
Walls/Backsplashes	N/A	✓
Countertops	N/A	✓
Pool Linings	N/A	

A DCOF value of ≥ 0.42 is the standard for tiles specified for level interior spaces expected to be walked upon when wet, as stated in ANSI A137.1-2012, Section 9.6. For more information about DCOF and the DCOF AcuTest™, visit [daltile.com/DCOF](http://daltile.com/DCOF).

### APPLICATION NOTES:


Suitable for exterior applications in freezing and non-freezing climates, when proper installation methods are followed.

## TRIM

	Type	Number	Size	Pieces/ Carton
	Bullnose	S-43C9	3 x 12	30
	Cove Base	P-36C9T	6 x 12	22
	Cove Base Outcorner	PC-36C9T	1 x 6	15

Floor bullnose and cove base trim are intended to coordinate with floor tile in the standard 90-degree installation position.

## INSTALLATION

Grout Joint Recommendation	Shade Variation
1/8" (3/16" when multiple sizes are installed in a modular pattern, and/or when installing tile with a length 15" or greater in a staggered brick-joint pattern; overlap should not exceed 33%.)	 Random (V4)

## PERFORMANCE CHARACTERISTICS

	ASTM#	Result
Water Absorption	C373	< 0.5%
Breaking Strength	C648	> 275 lbs
Scratch Hardness	MOHS	8.0
Chemical Resistance	C650	Resistant
Abrasion Resistance	C1027	N/A

For additional information on test results, visit us at: [daltile.com/information/TestResults](http://daltile.com/information/TestResults).

## NOTES

Since there are variations in all fired ceramic products, tile and trim supplied for your particular installation may not match these samples. Final color selection should be made from actual tiles and trim and not from tile samples or color reproductions. Manufactured in accordance with ANSI A137.1 standards.

Not for use on ramps. Water, oil, grease, improper drainage and certain footwear can create slippery conditions. Floor applications expected to be exposed to these conditions require extra caution in product selection.

For additional information refer to "Factors to Consider" at: [daltile.com/Factors](http://daltile.com/Factors).

Random visuals enhance the natural beauty of this product. To achieve optimal results, all tile should be selected from multiple cartons and shading and graphic arrangement planned prior to installation.

Special consideration needs to be given when installing tiles greater than 15 inches. Please refer to [daltile.com/LargeTiles](http://daltile.com/LargeTiles) for more information.

Special care should be taken when grouting with dark pigmented colors. A grout release is recommended to prevent finely powdered pigments from lodging in the pores of the surface. Use of a latex modified thin-set is recommended for installation.



DESIGNED TO HELP EARN LEED™ CREDITS. For more detailed information, visit [daltilegreenworks.com](http://daltilegreenworks.com).

7834 C. F. Hawn Freeway,  
Dallas, Texas 75217 | 1.800.933.TILE

To view the complete collection of Daltile® products and information, visit our website at [daltile.com](http://daltile.com).



IMAGINE WHAT'S POSSIBLE™

©2017 Daltile (7/17)